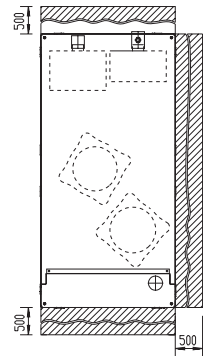
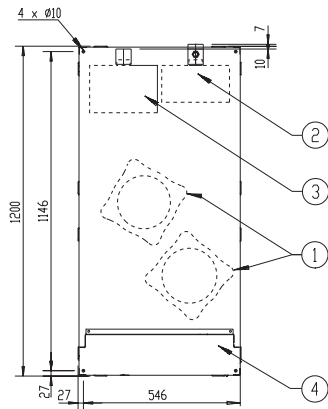


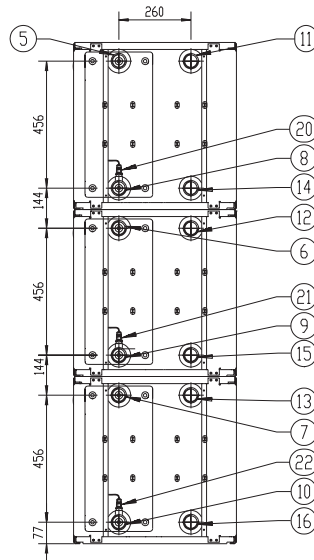
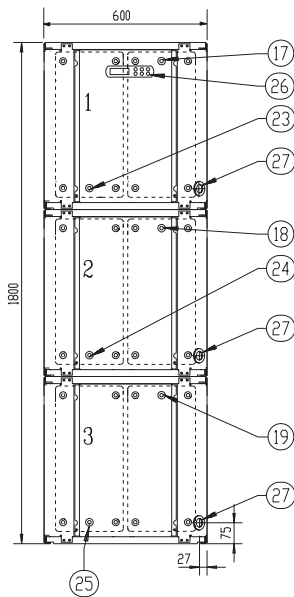
EWWP145-195KBW1N (52-72hp)



▨ Required service space around the unit

Scale 1/18

backside



- | | |
|--------------------------|---|
| 1 Compressor | 17 Evaporator entering water temperature sensor 1 |
| 2 Evaporator | 18 Evaporator entering water temperature sensor 2 |
| 3 Condenser | 19 Evaporator entering water temperature sensor 3 |
| 4 Switchbox | 20 Freeze up sensor 1 |
| 5 Chilled water in 1 | 21 Freeze up sensor 2 |
| 6 Chilled water in 2 | 22 Freeze up sensor 3 |
| 7 Chilled water in 3 | 23 Condensor entering water temperature 1 |
| 8 Chilled water out 1 | 24 Condensor entering water temperature 2 |
| 9 Chilled water out 2 | 25 Condensor entering water temperature 3 |
| 10 Chilled water out 3 | 26 Digital display controller |
| 11 Condenser water out 1 | 27 Power supply intake (ϕ 48) |
| 12 Condenser water out 2 | |
| 13 Condenser water out 3 | |
| 14 Condenser water in 1 | |
| 15 Condenser water in 2 | |
| 16 Condenser water in 3 | |