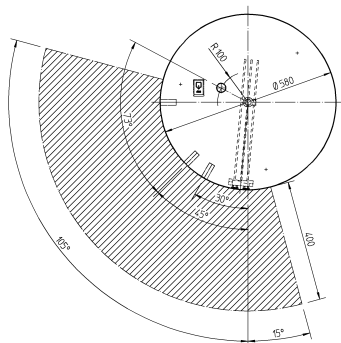
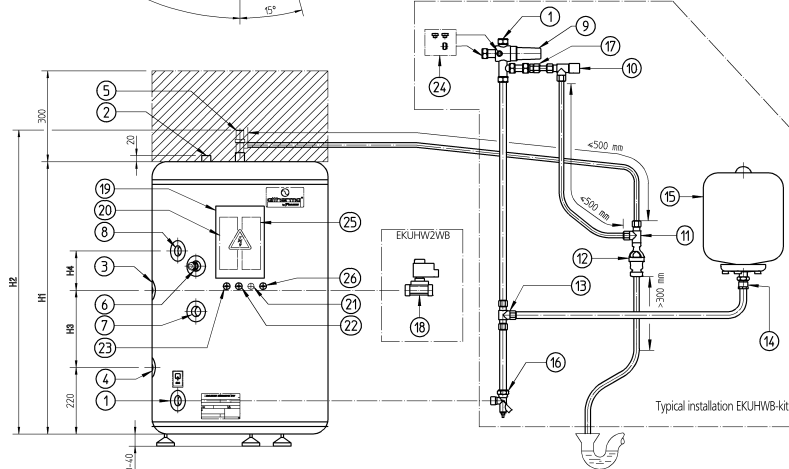
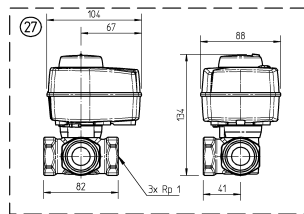


EKHWS-B



Model	H1	H2	H3	H4
EKHWSU150B3V3	900	1015	255	130
EKHWSU200B3V3	1150	1265	410	200
EKHWSU300B3V3	1600	1715	410	200



Water connections

- ① Water IN (cold) 22MM
- ② Water OUT (hot) G 3/4 (Female)
- ③ Flow from EKHB(H/X)* G 3/4 (Female)
- ④ Return to EKHB(H/X)* G 3/4 (Female)
- ⑤ Temperature relief valve 15MM
- ⑥ Thermistor connection
- ⑦ Thermistor connection (See EKSLHWAV1) G 1/2 (Female)
- ⑧ Re-circulation hole G 3/4 (Female)

Water connections kit

- ⑨ Pressure reducing valve 22MM-22MM
- ⑩ Expansion relief valve 15MM-15MM
- ⑪ T-piece (to tundish) 15MM-15MM-G 1/2 (Female)
- ⑫ Tundish 22MM-15MM
- ⑬ T-piece (to expansion vessel) 22MM-22MM-22MM
- ⑭ Adapter (expansion vessel) 22MM-G 3/4 (Female)
- ⑮ Expansion vessel G 3/4 (Male)
- ⑯ Drain valve 22MM-G 3/4 (Female)
- ⑰ Reducing coupler 22MM-15MM

Other

- ⑱ EKUH2WB kit: solenoid valve (only with EKSLHWAV1) Rp 3/4" - Rp 3/4"
- ⑲ Switchbox
- ⑳ Thermal protector 1+Thermostat
- ㉑ Cable entry: power supply booster heater and thermal protector cable
- ㉒ Cable entry for EKUH2WB: power supply to solenoid valve
- ㉓ Cable entry for EKSLHWAV1 & EKUH2WB: power supply from EKHB(H/X)
- ㉔ Blind stop + 2 plastic screw-on closing caps for pressure reducing valve
- ㉕ Thermal protector 2+Thermostat
- ㉖ Cable entry for EKSLHWAV1: power supply to EKSLHWAV1 pump
- ㉗ 3 way valve 3x Rp1

Required service space