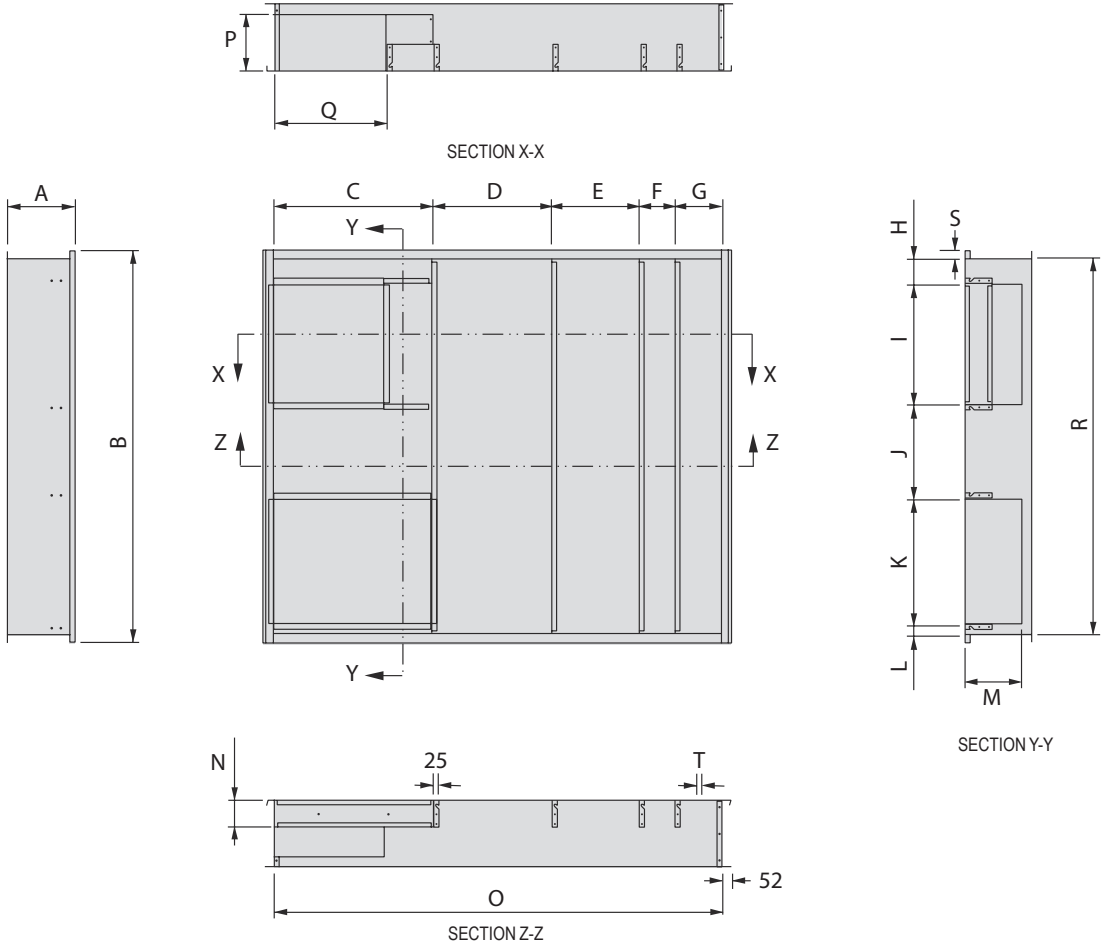
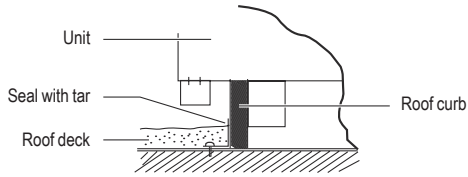


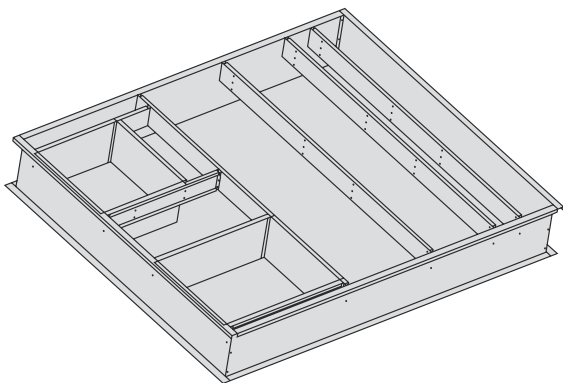
UATYQ250-900CY1

Unit Support (For down throw unit only)

- The figure shows the use of the roof curb for mounting these units.
- The curb should be sealed and fixed to the roof by weather stripping. A suggested means of sealing the unit and roof curb as shown in the right.
- Recommended roof curb dimension is shown below.



Model (UATYQ)	250	350/450	550/600/700/900
A	355	355	355
B	1506	2081	2081
C	840	700	840
D	315	410	625
E	315	410	462
F	0	0	190
G	314	287	248
H	0	131	131
I	607	600	646
J	322	544	495
K	540	682	676
L	0	42	51
M	300	300	300
N	141	141	141
O	1784	1908	2365
P	300	300	300
Q	481	477	590
R	1469	1998	1998
S	20	41.5	41.5
T	20	41.5	41.5



Note: All dimensions are in mm